

A vibrant, cartoon-style illustration of a summer beach scene. In the center, a large white circular sign contains the school's name and class information. Below the sign, the word 'SUMMER' is written in large, colorful, 3D block letters on a small brown island. The island is decorated with a green coconut drink, seashells, a beach ball, and a smiling crab. The background features a sunset sky with orange and yellow clouds, palm trees, and several colorful beach umbrellas (red and white, red and yellow, and blue and red) on a sandy beach. The overall theme is bright and cheerful, representing the summer holidays.

DAV Public School
Bawana

Class - 1

Session - 2024-25

SUMMER

Holidays Homework

SUMMER HOLIDAY HOMEWORK(2024-25)

Have a Happy and Happening Break. When April bids good bye and May Knocks in, we start thinking of the relaxing summer vacation . It is the time to be utilized Inlearning new things , helping others , exercising , socializing , reading , playing , exploring new places andwhatever our hearts.

Dear Parents,

We in our school strive to develop in child a broad range of skills,including the interpersonal and communication skills that are essential for successful living in a rapidly changing society . so therefore you as parents can facilitate them in exploring their world with in around them, you can make plans and review activities with your children on daily basis.

Summer holidays are the best time of the year when you get an opportunity to spend maximum time with your child. To beat the summer heat and make these days fun filled we have planned interesting activities which will enhance your child's creativity.

Summer brings with it the ever smiling sun , scorching heat, ice cream shakes and holidays !! Holidays are the time for you to become teachers as well as friends . vacations helps your child to rejuvenate .so lets make their summer break fun filled with summer break fun-filled with same exciting activities.




Some **do's and don'ts** during summer vacation.

Do's

- Drink lots of water.
- Carry a water bottle everywhere you go.
- Wear light cotton clothes.
- Have plenty of juicy fruits like Muskmelon, watermelon, cucumber etc.
- Study for half an hour to one hour everyday.
- Enjoy your holiday trips.
- Keep yourself hydrated with water, buttermilk, coconut water etc.

Don'ts

- Don't be out of the house in the afternoon sun.
 - Don't have junk food.
 - Don't watch too much TV.
 - Don't waste time being lazy.
 - Don't dirty your places of living.
- 

WORK TO BE DONE IN THE BOOKS:

My English Reader: Read L-1, 2,3,4,6

Read page no. 6 and 14.

Draw and colour pictures of 'll' and 'ss' sound words each on an A4 size sheet.

English Practice book: Complete page no. 1 to 11 and 15 to 17.

Maths: Complete page no. 1 to 24 and 29 to 35.
Make a chart of number names (0-20).

भाषा माधुरी : पाठ - 1, 2, 3 और 4 पढो।
पृष्ठ - 3 और 6 पढो।
उ और ऊ मात्रा के शब्दों के चित्र नाम चार्ट पर बनाओ।

भाषा अभ्यास : पृष्ठ - 1 से 15 तक पूर्ण करो।

EVS: Read L - 1 and L - 2.

Revise page.8-10,13 and 14.

Make flash cards of different types of clothes.

Make something best out of waste.

Work to be done in separate notebook:

English : Write one page of handwriting daily .

Hindi : एक पृष्ठ सुलेख प्रतिदिन लिखो।

Learn the given lines on **My Self**.(Orally)

Hello, Friends,

I am a Girl/Boy

My name is _____.

I am _____ years old.

My hobby is to _____.

My school name is DAV Public School.

- Make a folder of your Homework and decorate the cover page as per your creative.
- Label the cover page of the folder with the name of the student, class and Holidays homework.
- The worksheet work given in homework has to be done by the child only.
- The parents can guide and support in the craft work.

Recipe time

Banana Split Ice-cream

Instructions:

- Enjoy your recipe time with your mother's help.
- Wash your hands properly before starting with the recipe.
- Wear your chef cap.
- Wear your apron.

Ingredients:

1. 1 scoop of Vanilla ice-cream
2. 1 scoop of Strawberry ice-cream
3. 1 ripe banana
4. Some nuts
5. Chocolate Syrup (Hershey's)

Method: Cut a banana in half lengthwise and lay it in the dish. Put scoops of Vanilla and Strawberry ice-cream served in a row between the split banana. Garnish it with crushed nuts and chocolate syrup. Enjoy your banana treat. Don't forget to click pictures. Paste them on an A4 size sheet and get it laminated.










DAV Public School
Bawana
Worksheet

1. Color the space RED if it names a Person.
2. Color the space BLUE if a names a Things.
3. Color the space YELLOW if it names a Places.
4. Color the space GREEN if it names a Animal.

crow	pen	girl	chair
ball	cat	branch	den
lady	bee	cup	flower
orange	farm	horse	baby
king	tree	pen	pocket
island	cop	monkey	stoll
boat	goat	cake	bear
tiger	pond	mango	grandpa

चित्रों का मिलान करो
और चित्रों में रंग भरो

	पहाड़	
	आम	
	नाव	
	गमला	
	बादल	
	माला	

Body Parts


Fill in the blanks

1. I see with my _____.
2. I hear with my _____.
3. I smell with my _____.
4. I taste with my _____.
5. I touch with my _____.

nose , eyes , tongue
ears , skin

DAV Public School
Bawana
Worksheet

Name the things used to
stay clean and colour it



DAV Public School
Bawana
Worksheet (Greater/Lesser)

$8 \bigcirc 3$

$22 \bigcirc 25$

$12 \bigcirc 7$

$5 \bigcirc 15$

$20 \bigcirc 14$

$12 \bigcirc 12$

$1 \bigcirc 9$

$6 \bigcirc 21$

$10 \bigcirc 6$

$8 \bigcirc 13$


$17 \bigcirc 17$

$24 \bigcirc 23$



DAV Public School
Bawana
Worksheet

Spot the 5 differences and colour them too.



शान्ति पाठ

ओ३म् ह्यौ शान्तिरन्तिरक्षः शान्तिः पृथ्वी
शान्तिरापः शान्तिः औषधयः शान्तिः
वनस्पतयः शान्तिर्विश्वैः देवाः शान्तिब्रह्मा
शान्तिः सर्वः शान्तिः शान्तिरेव शान्तिः
सा मा शान्तिरेधि

ओ३म् शान्तिः शान्तिः शान्तिः